

UNI-T[®]

Instruments.uni-trend.com



Data Sheet


UAP500A/1000A Series AC Power Source



Main Features

- The output voltage is constant and continuously adjustable
- With current limiting protection, if the current exceeds the limit, the output will be automatically closed
- Advanced direct digital frequency synthesizer (DDS) waveform generation technology is adopted, with high frequency stability and good continuity
- Provide embedded intelligent PC monitoring system
- Full range adjustable output voltage 0-150V / 0-300V, step: 0.01V
- Output frequency: 45Hz-250Hz, step: 0.01Hz
- RS232C communication interface
- Provide voltage, active power, frequency, and power factor readings
- Digital key input of voltage, frequency and current with high accuracy
- 9 groups of voltage, current and frequency settings can be called at will
- One key switching high and low voltage output
- Output delay can be set as required

AC source Panel

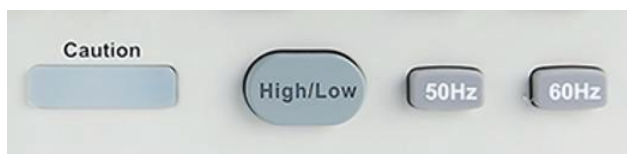


Product Introduction

UAP500A/1000A are AC sources. Provide low distortion sine wave output and measurement of power supply accuracy. Four windows LCD fully displays the measured data. Remote control can be completed via RS-232C. This series of power supplies can simulate normal and abnormal AC input conditions and measure the important electrical performance parameters of the object to be measured. It is applicable to electronic and motor industry, lighting, R & D, and quality inspection fields.

One key switching H/L voltage

This series of AC source has two voltage levels: high section and low section. One key switching high and low voltage output. Full range adjustable output voltage 0-150V / 0-300V.



Four windows display

These two AC sources have four window display function. The requirement of simultaneous observation of multiple parameters can be realized. It saves time for parameter switching and reading.



9 groups of presets

UAP500A/1000A provides 9 sets of parameter presets. Common parameters can be pre stored and quickly retrieved during use to improve test efficiency.



Remote control

UAP500A/1000A is equipped with RS232 communication interface. SCPI and MODBUS protocols are supported. You can use the upper computer provided by us for remote control, or you can write control programs freely and integrate them into your automation system.



Numeric keys

The power supply of this series has numeric keyboard, knob, and direction key, which can effectively speed up the speed of parameter setting and simple operation.



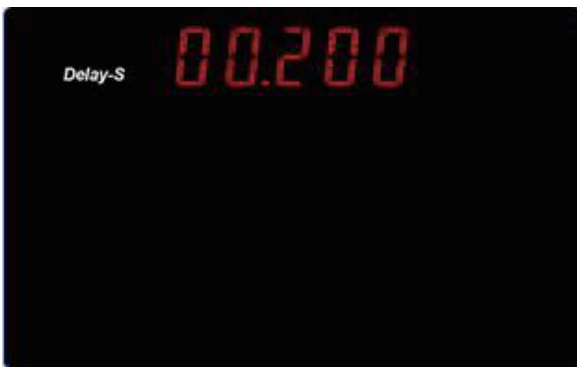
Dual output

UAP500A/1000A is equipped with front and rear output sockets. You can freely choose front wiring or rear wiring according to the test environment.



Delay output

UAP500A/1000A has the function of output delay to slowly raise the output voltage to the target value. Protect the tested products. It is very suitable for testing some surge sensitive products.



Technical Specification

Model	UAP500A		UAP1000A	
Capacity	500VA		1KVA	
Operation mode	SPWM (sinusoidal pulse width modulation)			
INPUT				
Phase number	1 ϕ 2W			
Voltage	220V \pm 10%			
Frequency	47Hz - 63Hz			
OUTPUT				
Phase number	1 ϕ 2W			
Voltage	0-150VAC / 0-300VAC, AUTO			
Frequency	45-250Hz(0.01Step)			
Maximum current	L=120V	4.2A	8.4A	
	H=240V	2.1A	4.2A	
Load stability	1%			
Waveform distortion T.H.D	3% (low-grade 120V, high-grade 240V, with pure resistive load)			
Frequency stability	0.01%			
Display	Voltage Vrms, Current Arms, Frequency Fre, Power Wattage, Power factor PF			
Voltage resolution	0.01V			
Frequency resolution	0.01Hz			
Current resolution	0.001A			
Storage Memory	M1~M9(V_F_A)			
Measurement accuracy	Voltage	\pm 0.5%FS+5dgts		
	Current	\pm 0.5%FS+5dgts		
	Frequency	\pm 0.01%FS+5dgts		
	Power	\pm 0.5%FS+5dgts		
Input impedance	Voltage	\pm 1%FS		
	Frequency	\pm 0.1%FS		
Communication interface	RS232C			
Current limiting setting	0-Max Current (Maximum current: maximum capacity / 240V, i.e. P / 240)			
Output protection	Over Current, Over Temp, Over load, Short Circuit			
Weight	17.5kg	20.7kg		
Gross weight	21.1kg	24.3kg		
Size W×H×D(mm)	430×132×483			
Operating environment	0-40C, 20-80%RH			

Standard accessories

Standard accessories		
Communication cable	1	RS232 Communication cable
Power cable	1	Fits the standard of destination country
Spare fuse	2	One input and one output

Warranty

Three-years warranty, excluding probes and accessories.

Please visit https://instruments.uni-trend.com/list_190/65.html to learn more information.

To protect your investment, please purchase from UNI-T official authorized global distributors.

Find a Distributor

Find an authorized distributor here: <https://instruments.uni-trend.com/Network>

Contact UNI-T

E-mail: info@uni-trend.com

Test & Measurement Instruments Website: instruments.uni-trend.com

UNI-T Corporate Website: www.uni-trend.com

UNI-T group maintains a wide products category includes Digital Test & Measurement instruments, Field Testing Meter, Infrared thermal imaging products. As early as 2008, we continue to introduce self-developed Digital Test and Measurement instruments to the market and have made remarkable achievements. At present, we have formed a variety of product lines of Oscilloscope, AWG, Spectrum Analyzer, Bench Multi-meter, Power Supply, DC Load, Power Meter, LCR Meter, Micro Ohm Meter and Data logger. We have separated instruments sub-sites, instruments.uni-trend.com, on the basis of the original website www.uni-trend.com, in order to be more targeted to provide customers with better service and value.

UNIT/MKT-TMI-SC/AL-2209-037

[Instrument.uni-trend.com](https://instruments.uni-trend.com)

UNI-T[®]